

Information on materials used in the Labdoo project: Educational software and wikidoo (Offline Wikipedia)

contents

1. Educational software.....	1
1.1. games collection GCompris and Childsplay.....	2
Information Gcompris:.....	2
Information Childsplay.....	3
Pysiogame game collection.....	5
1.2 Educational Programs (Edubuntu).....	6
Astronomy & Geography.....	6
Chemestry.....	7
Graphic und Konstruktion.....	7
Mathematics, Informatics.....	8
Physics.....	10
Games.....	10
Language.....	11
Keyboard trainer.....	12
Music.....	12
Additional programs.....	13
Further hints for handicapped user:.....	16
General:.....	16
2. Offline Wikis and OER Open Educational Resources.....	18
2.1 Wikipedia for schools (wikidoo).....	18
2.2 Xowa - Wikis.....	18
2.3 Offline English lessons (www.EnglishBanana.com).....	18
2.4 OER – Open Educational Resources.....	19
2.5 Free VIP access to http://www.Free-eBooks.net	19
3. Virus Scanner ClamAV (program name ClamTK).....	19

1. Educational software

Labdoo.org uses educational software for children for all ages (pre-school, primary, secondary school and high-school) and extensions for barrier-free access (e.g. for handicapped or blind user). Edubuntu is a collection of educational software and games for schools and education. Part of this documents is based on text and graphics of www.edubuntu.org and <http://wiki.ubuntuusers.de/Edubuntu>.

If you used the Labdoo.org installation script or the Labdoo images for Cloning (for Parted Magic / Clonezilla) the software and desktops (user interface) mentioned in this text will be installed:

- for fast laptops: [Unity / Ubuntu](#)
- for medium fast laptops: [Gnome](#)
- for slowly laptops: [LXDE](#) (Lubuntu)



**Information on materials used in the Labdoo project:
Educational software and wikidoo (Offline Wikipedia)**

refer to <http://www.labdoo.org/de/node/1725#FAQ03>
(German)

Further games oder educational software can be download via the Ubuntu Software Center.







1.1. games collection GCompris and Childsplay

GCompris and Childsplay are collections of different educational games for children of various age groups. Depending on the installed packages it contains arithmetic, spelling, letter, word-finding and memory games. The goal is the children in a fun way to promote. Since Gcompris contains over 100 games it is pre-installed on laptops Labdoo.







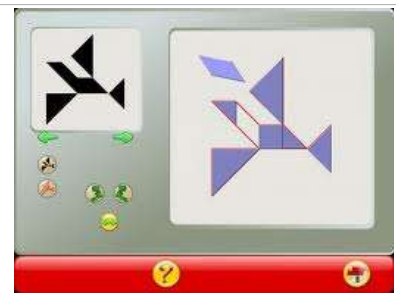
Information Gcompris:

In the menu items are hidden more than 100 games and educational programs that can help the children:

Menu	description
 <i>"discover the laptop"</i>	To learn about input to the computer in different games.
 <i>"Go to the discovery games"</i>	Discover in games colour, sounds, the world...
 <i>"Puzzles"</i>	Logic-, memory-, puzzle-, toss- and patience games.
 <i>"go to the games panel"</i>	Pastime with chat , draw ...

**Information on materials used in the Labdoo project:
Educational software and wikidoo (Offline Wikipedia)**

 <i>"Mathematics"</i>	Count, Calculate and geometry games.
 <i>"go to the read panel"</i>	Learn about letters, reading and hang man ...
 <i>"Go to experience activity"</i>	Knowledge of electrical circuits, the water cycle, the operation of a lock ...
 <i>"Strategy games"</i>	Pastime using chess, ic-tac-toe, Oware and balls in a line.



Information Childsplay

Childsplay is not included with Labdoo, but can be installed later at any time free of charge via the Internet. Some programs are already Childsplay contains Gcompris. The user has a number of games to choose from.



Childsplay













Educational





Games

Icon	description	difficulty
------	-------------	------------

**Information on materials used in the Labdoo project:
Educational software and wikidoo (Offline Wikipedia)**

	<p>Classic memory game in which the correct pairs of pictures to be found.</p>	<p>*/**</p>
	<p>memory with small letters.</p>	<p>*/**</p>
	<p>Memory with capital letters.</p>	<p>*/**</p>
	<p>Find the matching numbers in the game.</p>	<p>*/**</p>
	<p>Find the matching sounds in the game.</p>	<p>*/**</p>
	<p>Mouse training - try to hit the fish.</p>	<p>*</p>
	<p>Click on the spoken letters and numbers.</p>	<p>*/**</p>
	<p>Keyboard training - press the button on the displayed letter.</p>	<p>*</p>
	<p>A picture must be reassembled correctly.</p>	<p>*/**</p>
	<p>Sounds will be played, which must be assigned to the corresponding image.</p>	<p>*</p>

Information on materials used in the Labdoo project: Educational software and wikidoo (Offline Wikipedia)

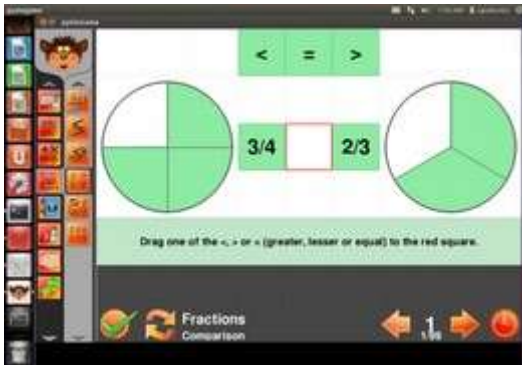
	<p>Learn the alphabet letters and the matching animal sound.</p>	<p>*</p>
	<p>The video game Pong.</p>	<p>*</p>
	<p>In this Pacman-clone, the letters of a given word have to be eaten in the correct order.</p>	<p>**/**</p>
	<p>The aim is to hole in the ball. Use the right mouse button is pushed, and specifically with the left button. The longer it is held, the greater the impact.</p>	<p>**/**</p>

* = easy, ** = medium, *** = difficult

Pysiogame game collection



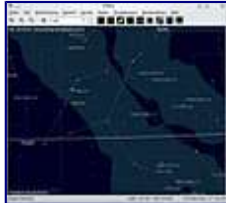

pySioGame is a set of educational applications and games for kids that can be played all in a single window. pySioGame includes maths, reading, writing, painting, and memory activities. It can be useful for children aged between 3 and 10.

Information on materials used in the Labdoo project: Educational software and wikidoo (Offline Wikipedia)




1.2 Educational Programs (Edubuntu)


Astronomy & Geography

program	Description	package name	Screen shot
Celestia	Celestia is a program which allows you to move virtually through space and visit other planets, stars and galaxies.	celestia-gnome	
KStars 	KStars is a program that creates an artificial star sky on your desktop. Once the basic data is entered and extensions have been downloaded, you can locate using the desktop planetarium stars, planets, the sun, the moon and thousands of comets and asteroids, in order to possibly observe with his own telescope.	kstars	
Marble	Marble is a desktop globe. The program is similar to the popular Google Earth program. It is kept simple, yet very sophisticated and powerful. It supports a variety of card materials including OpenStreetMap and can reproduce it on a globe or a map.	marble	

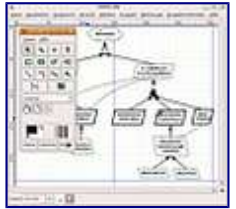


Information on materials used in the Labdoo project: Educational software and wikidoo (Offline Wikipedia)

Stellarium	Stellarium is a free planetarium software.	stellarium	
----------------------------	--------------------------------------------	-------------------	-------------------------------------------------------------------------------------






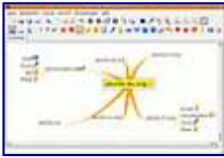
Chemestry

program	Description	package name	Screen shot
Kalzium	Calcium allows the study of the Periodic Table of Elements. It is very extensive, for example, it can be reconstructed the temperature at which they change the physical state of each element. Using this program it can be calculated and shown as Bohr's atomic model, or it can retrieve information on the alpha-and beta-decay or the atomic mass.	kalzium	

Graphic und Konstruktion

program	Description	package name	Screen shot
Dia	Dia is a diagram editor that provides a variety of options available to create attractive charts. Besides being able to place the objects and scale-free, graphics can be included.	dia-gnome oder dia	
FreeMind	FreeMind is a program to create mind maps.	freemind	-
GnuPaint 	GnuPaint is a simple paint program, which is based on xpaint.	gpaint	


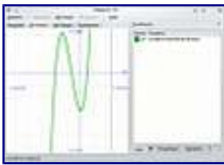





Information on materials used in the Labdoo project: Educational software and wikidoo (Offline Wikipedia)

Inkscape	Inkscape is a vector based graphics program like Adobe Illustrator, Freehand, CorelDraw or Xara X. The application provides a very user-friendly interface, which remains in spite of the many functions intuitively and clearly.	inkscape	
Pencil 	Pencil can wcreate traditional hand-drawn animations (cartoons). It supports both bitmap and vector graphics.	pencil	-
LibreCad	LibreCad is a very powerful free program for two-dimensional CAD drawings. You can create various technical drawings such as plans for buildings, interiors, mechanical parts or schemas and diagrams.	qcad	
TkGate	TkGate is a digital circuit simulator. Manuals in ~/Public/manuals-ubuntu/English/TKGate_2_0	TkGate	
Tux Paint	Tux Paint is a simple drawing program for young children. Images can be painted using stamps, brushes etc.	tuxpaint	
VYM	VYM (View Your Mind) is a simple to use application for creating mind maps.	vym	






Mathematics, Informatics

program	Description	package name	Screen shot
GeoGebra	GeoGebra is a free geometry software, with the mathematical properties of geometry, algebra and calculus can be drawn.	geogebra	-

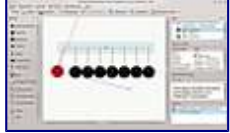
**Information on materials used in the Labdoo project:
Educational software and wikidoo (Offline Wikipedia)**

Jfractionlab	Educative program to practice fractions	Jfractionlab	
KAlgebra 🇬🇧	KAlgebra is a mathematical computer program. The basis is the language of content MathML, which can be used to describe the structure of a formula. It can run arithmetic and logical operations and two-and three-dimensional graphs are shown.	kalgebra	
KBruch	KBruch is a program to practice fractions (fraction tasks, comparing, and factoring). The difficulty of the tasks can be adapted to the level of knowledge. New tasks can be added.	kbruch	
Kig 🇬🇧	Kig is a geometry program. Mathematical figures and concepts can be explored interactively.	kig	
KmPlot 🇬🇧	KmPlot is a program to visualize mathematical functions.	kmplot	
Lybniz 🇬🇧	Lybniz is a simple program for visualizing mathematical functions.	lybniz	-
PLM	Programming exerciser in Java, Python, Scala and others	PLM	
TurtleArt	a LOGO-like tool for teaching programming	TurtleArt	





**Information on materials used in the Labdoo project:
Educational software and wikidoo (Offline Wikipedia)**

Tux, of Math Command 	<p>Tux of Math Command also known as TuxMath is a math coach, with whom the basic arithmetic may be practiced. The gameplay is based on the arcade classic Missile Command. Tux must save cities by solving mathematical problems before the destruction.</p>	<p>tuxmath</p>	
Xabacus	<p>simulation of the ancient calculator</p>	<p>XAbacus</p>	
XaoS 	<p>XaoS is a program which creates fractal graphics in real time.</p>	<p>xaos</p>	




Physics

program	Description	package name	Screen shot
Step	<p>Step is a very comprehensive, interactive physics simulation application.</p>	<p>step</p>	


Games

program	Description	package name	Screen shot
Atomix 	<p>Atomix is a game to preassemble molecules from individual atoms. The gameplay is based on the AMIGA game Atomix.</p>	<p>atomix</p>	
blinKen 	<p>blinKen is a game known in the 80s under the name "Senso". It is important to remember the sequence, blinking in the fields (red, yellow, blue and green). This is then re-entered by</p>	<p>blinken</p>	



Information on materials used in the Labdoo project: Educational software and wikidoo (Offline Wikipedia)

	the player. The difficulty increases with each round.		
GCompris	GCompris is a collection of games for children. It combines a variety of games on various topics for different age groups. Thus contains for example GCompris Games on mathematics (small 1x1), colors, skill, working with computers etc. Recommended age 3 +.	gcompris	
Kanagram	Kanagram is a word game in which it is necessary to solve a mystery. A word is decoded by clever conversion of the given letters.	kanagram	
Potato Guy 	KTuberling is a program. Several background images (tuberling, Egypt, the moon, Christmas, etc.) are available to change the designs.	ktuberling	
KHangMan	KHangman is a Hangman game. Recommended age 6 +.	khangman	
Ri-li	Ri-li is a skill game where you have to move a wooden train set by asking the right course of different rail networks. The goal is to collect the cars distributed in the level.	ri-li	

Language





program	Description	package name	Screen shot
KWordQuiz	KWordQuiz is a vocabulary trainer, which works on the principle of file boxes. It offers a variety of import and export functions and is able to print, lists and index cards.	kwordquiz	

Information on materials used in the Labdoo project: Educational software and wikidoo (Offline Wikipedia)

Parley	Parley is a vocabulary trainer and one of the successors of KVocTrain. The Vocabulary is extensive and offers a variety of settings, which concerns the creation of word lists and learning.	parley	
Kletters	KLettres aims to help to learn the alphabet and then to read some syllables in different languages. It is meant to help learning the very first sounds of a new language, for children or for adults.	KLettres	


See also [Vokabeltrainer](#).

Keyboard trainer



program	Description	package name	Screen shot
KTouch 	KTouch is a simple typewriter coach. In many tutorials the typing on the PC keyboard is practiced - additional exercises can be downloaded from the Internet.	ktouch	
Tux Typing 	Tux Typing helps children to learn write and playful touch. Recommended age 5 +.	tuxtype	

See also [Schreibtrainer](#).






Music

program	Description	package name	Screen shot
Gtick , KMetronome	Gtick and Kmetronome are a software metronomes.	Gtick , KMetronome	





Information on materials used in the Labdoo project: Educational software and wikidoo (Offline Wikipedia)

Solfege	Ear training software to help you train intervals, chords, scales and rhythms (manuals in Public/manuals-ubuntu)	Solfege	
Tux Guitar	Program to edit and view sheet music, especially guitar.	Tux Guitar	
Piano Booster	Piano Booster is a new way to learn the piano just by playing a game.	Piano Booster	
VMPK	Virtual MIDI Piano Keyboard	VMPK	

Additional programs

program	Description	package name	Screen shot
calibre	Calibre is a cross platform program for managing and conversion of e-books.	calibre	
Laby 	Laby is a program to learn the programming in OCaml, Python, Lua, Ruby, Prolog, C or Java. An ant has to be moved safely through a maze without stepping into spider webs or other traps.	laby	
Nanny 	Nanny Parental Control is an application to monitor and control what children are allowed to do on the PC.	nanny	


Information on materials used in the Labdoo project: Educational software and wikidoo (Offline Wikipedia)

Kino	Kino is a simple video editor for GNU / Linux, which also offers the ability to directly program the videos from the camcorder to take ("capture").	kino	
KTurtle	KTurtle is an implementation of the Logo programming language with a graphical interface for KDE. A turtle (turtle) can be controlled using simple commands over a landscape. It is possible to generate geometric patterns. The user gets a first glimpse of algorithms and concepts of imperative programming (loops, procedures).	kturtle	
ScolaSync	graphic tool to copy data to or from a set of USB storage media	ScolaSync	
Scribus	Scribus is a desktop publishing program. It is used to create professional layouts, and is similar to Adobe PageMaker, QuarkXPress or Adobe InDesign.	scribus	

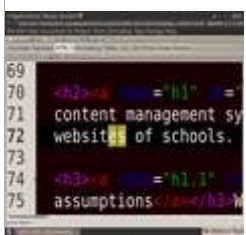





Programs for handicapped users






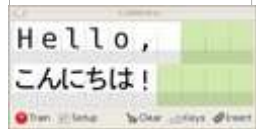


The tools mentioned below might be used as an alternative to the usual ubuntu tools, as they offer an alphanumeric user interface instead of a GUI. More (in German) <http://wiki.ubuntuusers.de/Barrierefreiheit>

program	Description	package name	Screen shot
orca	Screen reader (enclosed in ubuntu)	Orca	

**Information on materials used in the Labdoo project:
Educational software and wikidoo (Offline Wikipedia)**

bluefish	Text based HTML editor	bluefish	
gespeaker mbrola	Alternative converter Text → Speech	gespeake r	
Espeak	Tool to generate electronic speach	Espeak	-
pcmanfm	Text based file manager	pcmanfm	-
alpine	Text orientated e-mail tool (start in terminal → program name → Enter)	alpine	
irssi	Text based IRC client (Chat) (start in terminal → program name → Enter)	irssi	
lynx	Text based web browser in a terminal (start in terminal → program name → Enter)	lynx-cur	
Elinks	Text based web browser in a terminal (start in terminal → program name → Enter)	Elinks	

Information on materials used in the Labdoo project: Educational software and wikidoo (Offline Wikipedia)

Midnight Commander (mc)	Text based file manager (start in terminal → program name → Enter)	MC	
easystroke	Maus / Gesture controlled user interface	easystroke	
dasher	Text input by mouse, mousepad, Eyetracker or Touchpad	dasher	
cellwriter	converter hand writing → text	cellwriter	
sitplus	ludic-therapeutic activities	sitplus	
kmag	Magnifying glass function for screen	kmag	

Further hints for handicapped user:

Further adaption (contrast, resolution, size of letters, alarm settings etc) are possible in System Settings → Universal Access → Adaption for easier access for handicapped users.

<http://manual.aptosid.com/> Debian based Linux version for handicapped users.

<http://vinuxproject.org/> ubuntu based Linux version for blind users.

General:

These are only the standard programs, which are summarized in the Edubuntu package. About ubuntu you have access to many other programs that are usually can apply for free download over the Internet.

**Information on materials used in the Labdoo project:
Educational software and wikidoo (Offline Wikipedia)**

Ubuntu puts great emphasis on accessibility, more information is available at

<http://wiki.ubuntuusers.de/Barrierefreiheit>

<http://wiki.ubuntuusers.de/Eldy> (a desktop for older or disabled people)

More information can be found at:

<http://wiki.ubuntuusers.de/Kinder>

Information on materials used in the Labdoo project: Educational software and wikidoo (Offline Wikipedia)

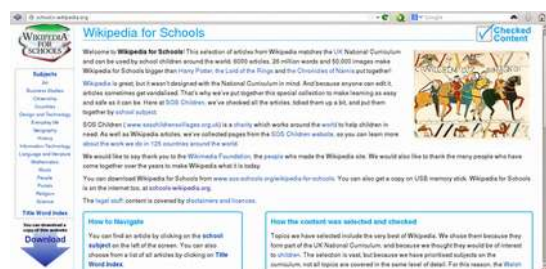
2. Offline Wikis and OER Open Educational Resources

All below mentioned documents can be downloaded from <http://ftp.labdoo.org/download/Public/>. If a Labdoo laptop was installed using Labdoo images for cloning the English content is pre-installed.

For an easy download we recommend rsync <http://en.wikipedia.org/wiki/Rsync>. Rsync is available for a lot of operating systems, e.g. Windows, Apple or Ubuntu: <http://wiki.ubuntuusers.de/rsync>

2.1 Wikipedia for schools (wikidoo)

For schools speaking English Labdoo.org recommends "Wikipedia for schools", following the UK National Curriculum : <http://www.sos-schools.org/wikipedia-for-schools> or <http://ftp.labdoo.org/download/Public/wikidoo/>



This themes were selected and filtered for children. Labdoo calls the wiki "wikidoo". Wikidoo is used when the schools has no or only a slow internet connection.



Wikidoo comes with about 6,000 themes, 26 mio. words and 50,000 pictures (released 10/2013). To start click on <file:///home/labdoo/Public/wikidoo/index.htm>

2.2 Xowa - Wikis

If wikis (lexicon) are needed in other languages than English Labdoo.org recommends Xowa, a tool to import and export more than 800 offline wikis in various languages: http://xowa.sourceforge.net/image_dbs.html



There are more than 800 Xowa-Wikis.

2.3 Offline English lessons (www.EnglishBanana.com)

A free offline English course is also kept in the folder /Public: [file:///home/labdoo/Public/eBooks/English %20Language%20Training%20Version %203.0/index.html](file:///home/labdoo/Public/eBooks/English%20Language%20Training%20Version%203.0/index.html). Download from here <http://ftp.labdoo.org/download/Public/eBooks/English>



Information on materials used in the Labdoo project: Educational software and wikidoo (Offline Wikipedia)

[%20Language%20Training%20Version%203.0/](#)

2.4 OER – Open Educational Resources

Labdoo helper collect OER – Open Educational Resources, copy-left, free educational content in various languages. Who wants to contribute is welcome. You can send-in OER or as native speaker search for content in “your” language.

The collected OER can be found here (/English should be pre-installed)
<http://ftp.labdoo.org/download/Public/eBooks/eBooks%20Collection/>

2.5 Free VIP access to <http://www.Free-eBooks.net>

Labdoo Edoovillages get a free VIP access to the website <http://www.Free-eBooks.net>. This portal offers one of the largest pool of free e-Books in english, spanish or portuguese language.

Please create a free basic user (login) at www.Free-eBooks.net. Using this free basic account you have only limited access, being able to download a few e-books per week.

To get an unlimited VIP access please send an english e-mail to Nic <nic@free-ebooks.net>, tell him your login (user) and ask him to change the account into a VIP account. Please refer to the agreement between Free-eBooks.net and Labdoo.org. We are grateful for the support and the great offer of Free-eBooks.net.

3. Virus Scanner ClamAV (program name ClamTK)

You should not need a virus scanner using Ubuntu. Linux usually needs no virus scanner due to the Linux security concept. There are very few (not to say - none) viruses for Linux desktop in the web. Nevertheless some companies offer virus scanner for Linux, e.g. for file server being used also by Windows clients.

Also some edoovillages asked to have a tool to scan USB disc drives of pupils to remove viruses on the USB drives. So please install ClamAv for your projects (ClamAV will be installed if you use the



Information on materials used in the Labdoo project: Educational software and wikidoo (Offline Wikipedia)

installationskript or images for cloning).

So we recommend the license free, open source virus scanner ClamAV
<https://help.ubuntu.com/community/ClamAV>

To start the virus scanner start the program ClamTK.

For Firefox you can install the addon Fireclam. Downloads will be scanned automatically.

<https://addons.mozilla.org/en-US/firefox/addon/fireclam/>